

Improve Meta-learning for Few-Shot Text Classification with All You Can Acquire from the Tasks

Xinyue Liu, Yunlong Gao, Linlin Zong, Bo Xu*

Dalian University of Technology, Dalian, China

xylu@dlut.edu.cn, yunlong@mail.dlut.edu.cn, llzong@dlut.edu.cn, xubo@dlut.edu.cn

Abstract

Meta-learning has emerged as a prominent technology for few-shot text classification and has achieved promising performance. However, existing methods often encounter difficulties in drawing accurate class prototypes from support set samples, primarily due to probable large intra-class differences and small inter-class differences within the task. Recent approaches attempt to incorporate external knowledge or pre-trained language models to augment data, but this requires additional resources and thus does not suit many few-shot scenarios. In this paper, we propose a novel solution to address this issue by adequately leveraging the information within the task itself. Specifically, we utilize label information to construct a task-adaptive metric space, thereby adaptively reducing the intra-class differences and magnifying the inter-class differences. We further employ the optimal transport technique to estimate class prototypes with query set samples together, mitigating the problem of inaccurate and ambiguous support set samples caused by large intra-class differences. We conduct extensive experiments on eight benchmark datasets, and our approach shows obvious advantages over state-of-the-art models across all the tasks on all the datasets. For reproducibility, all the datasets and codes are available at <https://github.com/YvoGao/LAQDA>.

1 Introduction

Text classification is a fundamental task in the natural language processing (NLP) theme, which has been widely applied to various real applications. However, a deficiency of supervised data is often experienced in the real world. Few-shot text classification (Yu et al., 2018; Geng et al., 2019) aims to detect novel categories with very limited labeled examples by using knowledge learned from known categories, which is crucial for many applications but remains to be a challenging task.

The existing methods can be broadly categorized into two main branches. One branch is Transfer learning (Brown et al., 2020; Gupta et al., 2021; Cui et al., 2022), which aims to leverage general-domain knowledge acquired from Pre-trained Language Models (PLMs). While prompt learning techniques have shown superior results in transfer learning, these methods often require large-scale language models (LLMs) and are more suitable for explicit and simplistic classification tasks such as emotion recognition (positive or negative). As a result, they may not be applicable in many real-world scenarios, particularly when computing resources are limited, such as those in mobile devices. And prompting often needs much manual work and is also some kind of supervision, thus it does not suit many few-shot scenarios.

The other branch is Meta-learning (Snell et al., 2017; Bao et al., 2020; Luo et al., 2021), which aims to learn cross-task transferable knowledge rather than recalling pre-trained knowledge gained through PLMs. These methods employ small-scale models and do not have a bias towards specific target problems, and are more suitable for practical applications in few-shot scenarios. Typical meta-learning methods, e.g., Prototypical Networks (PN) (Snell et al., 2017), which leverages Euclidean distance to measure query examples against the class vector averaged by support examples, often meets with an overfitting issue. As illustrated in Figure 1(a), the query sample Q_1 , which belongs to the *blue* class, is erroneously classified as *green* class because it is closer to the estimated prototype of the *green* class.

To alleviate the overfitting issue of PN, RPOTAUG (Dopierre et al., 2021) and MEDA (Sun et al., 2022) leverage data augmentation to expansion support set. MLADA (Han et al., 2021) introduces an adversarial domain adaptation network for reducing intra-class differences. Contrast-Net (Chen et al., 2022) magnifies the inter-class

*Corresponding author

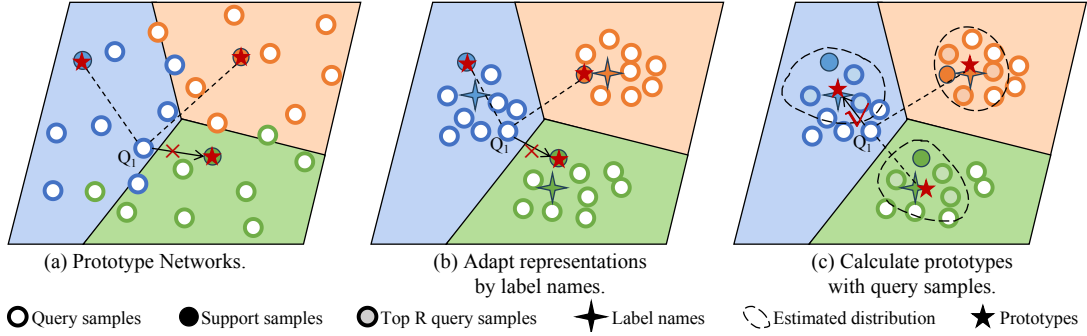


Figure 1: The feature space illustration of a 3-way 1-shot task. Figure (a) shows that Prototypical Networks (PN) classifies query samples by prototypes calculated by the support set. Since the given query sample Q_1 whose true label is *blue* is the closest to the estimated prototype of the *green* class, PN misclassifies Q_1 to *green* class. Figure (b) shows that sample representations are closer adapted by label names but the given query sample Q_1 is still misclassified to *green* class due to the intra-class differences. Figure (c) shows the classifier calculates prototypes from support and query samples, and Q_1 is classified to *blue* class correctly.

differences by contrastive learning. However, the overfitting issue still exists because of the randomness of the sampled support sets and probable large intra-class differences. As shown in Figure 1(b), despite the small intra-class difference and large inter-class difference, Q_1 is still misclassified as *green* class because the support samples are located far away from the class centers, resulting in the estimated prototype of the *green* class being closer to Q_1 .

Although previous works have achieved certain improvements over PN, it is worth noting that most of them focus on designing complex structures or incorporating external data augmentation, overlooking the valuable knowledge presented within the task itself. In this paper, we propose a method called LAQDA to address the overfitting issue for few-shot text classification. We also use the PN framework, however, by introducing the **Label-Adapter** and **Query-Data-Augmenter** modules, our method estimates class prototypes that are closer to the class centers. Specifically, we design a Label-Adapter module that constructs a task-adaptive metric space by attention mechanism, which clusters the same class sample representations, thereby adaptively reducing the intra-class differences and magnifying the inter-class differences. We further design a Query-Data-Augmenter module to estimate class prototypes with the query set samples together by the optimal transport technique, mitigating the problem of inaccurate and ambiguous support set samples caused by intra-class differences. For example, as shown in Figure 1(c), the estimated prototypes by LAQDA are closer to the class centers, and the query sample Q_1 is closest

to the prototype of the *blue* class, so it is classified correctly. We evaluate the proposed method on eight popular datasets for few-shot text classification, and our approach shows obvious advantages over state-of-the-art models across all the tasks on all the datasets.

2 Our Method

2.1 Problem Formulation

Meta-learning paradigm of few-shot text classification follows the **N -way K -shot task setting**, i.e., for each task, there are N classes and each class has K supports (labeled samples). Specifically, the data is divided into two parts: the source classes Y_{train} , target classes Y_{test} , and $Y_{train} \cap Y_{test} = \emptyset$. In general, meta-learning contains two phases: meta-training and meta-testing.

Meta-training The model is trained with numerous tasks. For each task, N classes are sampled from training data Y_{train} , K labeled examples are sampled as the support set S and another M examples as the query set Q per class, denoted as $S = (X_i, Y_i)_{i=1}^{N \times K}$ and $Q = (X_j, Y_j)_{j=1}^{N \times M}$. The model makes predictions about the query set Q based on the given support set S . Then the model updates the parameters by minimizing the loss in the query set Q .

Meta-testing For each task, N novel classes will be sampled from Y_{test} , which is disjoint to Y_{train} . Then the support set S and the query set Q will be sampled from the N classes like in meta-training. The performance of the model will be evaluated through the average classification accuracy on the query set Q across all the testing tasks.

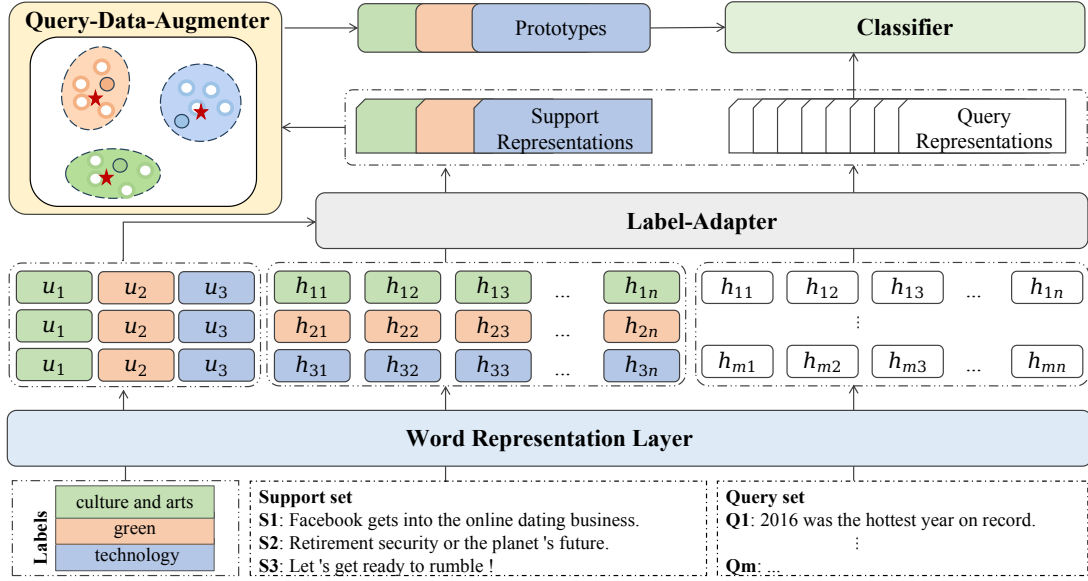


Figure 2: The process of LAQDA on a 3-way 1-shot few-shot news classification task. *Word Representation Layer* maps sentences and label names into h and u . *Label-Adapter* generates sample representations for the task. *Query-Data-Augmenter* calculates prototypes with support set and query set. *Classifier* outputs the final result.

2.2 Framework

In our work, we resort to exploring the information within the task itself to boost the performance of few-shot text classification. In contrast to previous methods focusing on complex models or external knowledge, our method merely uses the label names and query samples of the task. Figure 2 gives an overview of our framework, which mainly consists of four modules. First, the *Word Representation Layer* gets the word vector representations from the input sentences and label names. Second, the *Label-Adapter* joins the label names and samples to generate the intra-class closer sample representations. Third, the *Query-Data-Augmenter* leveraging query samples as data augmentation to calculate the class prototypes, mitigating the problem of inaccurate and ambiguous support set samples caused by probable large intra-class differences. Finally, query samples are inferred by a *Classifier*. Note that the *Word Representation Layer* and the *Classifier* modules use the well-known word-embedding technique and the initial Prototypical Networks, next we mainly introduce the *Label-Adapter* and the *Query-Data-Augmenter* modules.

2.3 Label-Adapter

To construct a task-adaptive metric space that generates closer intra-class sample representations and larger inter-class differences within a task, we en-

code the words of each sentence and task label names simultaneously. We use the self-attention layer as the building block of this module, due to its inherent weighting mechanism of pairwise similarities between elements in the sequence. Specifically, we first concatenate a learned prefix h_0 , each sentence sequence $[h_1, h_2, \dots, h_n]$, and the task label names $[u_1, u_2, \dots, u_N]$. h_0 can be initialized by the mean of word vectors in each sentence.

We then adopt the set multi-head attention block, which plays the role of an adapter with trainable meta-parameters θ , and is defined as:

$$LA_{\theta}(Q, K, V) = \sigma(QK^T) \cdot V, \quad (1)$$

where the pairwise dot-product QK^T measures the similarity amongst features and is used for feature weighting computed through an activation function σ . Intuitively, each feature of V will get more weight if the dot-product between Q and K is larger.

In Eq. 1, following the self-attention mechanism, we have $Q = K = V$, the input is the sequence of $[h_0, h_1, \dots, h_n, u_1, \dots, u_N]$, and the output is a vector of learned parameters h_0^* as a sample representation v , as expressed in:

$$v = h_0^* = LA_{\theta}([h_0, h_1, \dots, h_n, u_1, \dots, u_N]). \quad (2)$$

By representing each sentence with the corresponding output v , we get a new metric space in which the representation of each sentence is closer

to the corresponding class center, and will be further used in the next module.

2.4 Query-Data-Augmenter

Due to the randomness of the sampled support sets and intra-class differences, the prototypes obtained from the support set S may not be accurate and representative. While query set Q contains abundant unlabeled samples belonging to N classes, thus we estimate class prototypes utilizing the information of query samples that are top R similar to per support set sample, as the more samples, the better prototypes can be calculated.

We use the Optimal Transport (OT) technique, which can help transfer data efficiently between discrete empirical distributions, to transfer query samples to support set to estimate class prototypes that are closer to the class centers by utilizing the query samples.

Consider an N -way K -shot task, given a novel class c , its K support samples denoted as $\{x_{c1}^S, \dots, x_{cK}^S\}$, query samples $\{x_1^Q, \dots, x_m^Q\}$ and their representations $\{v_{c1}^S, \dots, v_{cK}^S\}$, $\{v_1^Q, \dots, v_m^Q\}$, we treat each sample as a random variable which follows the Gaussian distribution. Specifically, for the c -th class support set S_c , we first retrieve its R most similar samples in the query set Q based on the OT distance,

$$\begin{aligned} M_c^Q &= \arg \min_{c \in N} \mathcal{W}(Q, S_c) \\ &= \arg \min_{c \in N} \min_{\mathbf{T} \in \Sigma(Q, x_{ci}^S)} \langle \mathbf{C}, \mathbf{T} \rangle \quad (3) \\ &= \{a_1, a_2, \dots, a_R\}, \end{aligned}$$

where \mathbf{C} is a cost matrix with each element computed as: $c(x_i^Q, x_j^S) = \|v_i^Q - v_j^S\|_2^2$, $\mathbf{T} \in \mathbf{R}_+^{n \times m}$: $\{\mathbf{T}1_m = Q, \mathbf{T}1_n = S_c\}$. We denote the augment information for the c -th class support set as M_c^Q , and the optimal transport plan between S_c and Q as \mathbf{T}_c , which could be obtained through the Sinkhorn algorithm (Cuturi, 2013).

We next adapt the augment information M_c^Q from the query set Q , mapping to the task as follows:

$$\hat{a}_i = \arg \min_{a_i \in M_c^Q} \sum_j \mathbf{T}_c(i, j) \cdot c(a_i, v_{cj}^S), \quad (4)$$

for all $i = 1, \dots, R$, where \hat{a}_i denotes the projected representation of the i -th sample representation in

M_c^Q , and $\mathbf{T}_c(i, j)$ represents an element of the optimal transport plan \mathbf{T}_c . It has been shown that when the cost function is squared Euclidean norm, the solution to the above barycenter mapping corresponds to a weighted average of S_c (Courty et al., 2017), which is given by:

$$\hat{S}_c = \text{diag}(\mathbf{T}_c 1_{n_c})^{-1} \mathbf{T}_c S_c, \quad (5)$$

where $\text{diag}(\cdot)$ is a diagonal matrix.

After obtaining the adapted augment information \hat{S}_c , we unite it with the support sample representations to get the c -th class prototype:

$$P_c = \text{mean}(\text{union}(S_c, \hat{S}_c)). \quad (6)$$

2.5 Training and Testing Phases

Training Phase During the training phase, the probability of query sample x_i^Q belonging to the c -th class is computed by a softmax function with the Euclidean distances between its representation v_i^Q and the prototypes:

$$P(y_c | x_i^Q, \mathcal{P}) = \frac{\exp(-\|v_i^Q - P_c\|_2^2)}{\sum_{i=1} \exp(-\|v_i^Q - P_i\|_2^2)}. \quad (7)$$

We use the cross-entropy loss function:

$$\mathcal{L} = \sum_{q=1}^n \sum_{c=1}^N y_{qc} \log P(y_c | x_i^Q, \mathcal{P}), \quad (8)$$

where $y_{qc} = 1$ if x_i^Q belongs to the c -th class, otherwise $y_{qc} = 0$, n is the number of query samples. By minimizing \mathcal{L} total with gradient descent methods, all the trainable model parameters can be learned.

Testing Phase In the testing phase, given an N -way K -shot task, we generate the corresponding adapted query sample representations and combine them with the original support set as the final support set. Finally, we predict the class label for each query sample x by the Prototypical network,

$$\tilde{y} = \arg \max_k P(y_c | x_i^Q, \mathcal{P}). \quad (9)$$

3 Experiments

3.1 Datasets

Following (Chen et al., 2022), we conduct experiments on eight text classification datasets, including four news or review classification datasets: **HuffPost** (Bao et al., 2020), **Amazon** (He and McAuley, 2016), **Reuters** (Bao et al., 2020), and

20News (Lang, 1995). The statistics of the datasets are shown in Table 1, and four intent detection datasets: **Banking77** (Casanueva et al., 2020), **HWU64** (Liu et al., 2019a), **Clinic150** (Larson et al., 2019), and **Liu57** (Liu et al., 2019a).

Dataset	Avg. Length	Samples	Train / Valid / Test
HuffPost	11.48	36900	20 / 5 / 16
Amazon	143.46	24000	10 / 5 / 9
Reuters	181.41	620	15 / 5 / 11
20News	279.32	18828	8 / 5 / 7
Banking77	11.77	13083	25 / 25 / 27
HWU64	6.57	11036	23 / 16 / 25
Liu57	6.66	25478	18 / 18 / 18
Clinic150	8.31	22500	50 / 50 / 50

Table 1: Dataset statistics.

News or Review Classification Datasets The HuffPost dataset is a news classification dataset with 36,900 HuffPost news headlines with 41 classes collected from the year 2012 to 2018. The Amazon dataset is a product review classification dataset including 142.8 million reviews with 24 product categories from the year 1996 to 2014. Following (Bao et al., 2020), we discard multi-label articles and only use 31 classes, having at least 20 articles. The Reuters dataset is collected from Reuters Newswire in 1987. The 20News dataset is a news classification dataset, which contains 18820 news documents from 20 news groups.

Intent Detection Datasets The Banking77 dataset is a fine-grained intent classification dataset specific to a single banking domain, including 77 classes. The HWU64 dataset is a multi-domain fine-grained intent classification dataset, which contains 11036 utterances covering 64 intents in 21 domains. The Clinic150 dataset contains 150 intents and 23700 examples across 10 domains. Here we ignore these out-of-scope examples. Liu57 is a highly imbalanced intent classification dataset collected on Amazon Mechanical Turk, which is composed of 25478 user utterances from 54 classes.

3.2 Baselines

We compare our proposed LAQDA against several well-established few-shot baseline models, which are briefly described as follows: (1) **PN** (Snell et al., 2017) leverages Euclidean distance to measure query examples against the class vector averaged by support examples. (2) **MAML** (Finn et al., 2017) trains a favorable initial point for the base

learner by utilizing the meta-learning that learns among tasks. (3) **IN** (Geng et al., 2019) learns a generalized class-wise representation by leveraging a dynamic routing algorithm. (4) **TPN** (Liu et al., 2019b) intends to learn to propagate labels from labeled support samples to unlabeled query samples via episodic training and a specific graph construction, which is a powerful transductive few-shot learning method. (5) **DS-FSL** (Bao et al., 2020) builds an attention generator to get the representations and classifies samples with a ridge regressor. (6) **MLADA** (Han et al., 2021) introduces an adversarial domain adaptation network in meta-learning systems. (7) **P-Tuning** (Luo et al., 2021) extracts discriminative sentence representations from the pre-trained language model BERT guided by label semantics. (8) **PROTAUG** (Dopierre et al., 2021) utilizes a short-texts paraphrasing model to generate data augmentation of texts and builds an instance-level unsupervised loss upon the prototypical networks, including two variants: unigram and bigram. (9) **ContrastNet** (Chen et al., 2022) introduces instance-level and task-level regularization loss into a contrastive learning model based on BERT representations. (10) **ProtoVerb** (Cui et al., 2022) introduces contrastive loss in prompt learning to learn class prototypes from training instances. (11) **DE** (Liu et al., 2023) provides two strategies: Way-DE and Shot-DE to calibrate the data distribution by utilizing the top nearest queries. (12) **TART** (Lei et al., 2023) transforms the class prototypes to per-class fixed reference points in task-adaptive metric spaces.

3.3 Implementation Details

Evaluation Metric Following (Chen et al., 2022), we use accuracy (ACC) to evaluate the performance. All reported results are from 5 different runs, and in each run, the training, validation and testing classes are randomly resampled.

Parameter Setting We follow (Chen et al., 2022) to conduct experiments on 5-way 1-shot and 5-shot setting, randomly sample 100, 100, and 1000 tasks for each training, validation, and testing epoch in all the approaches. In the news and review classification task, the number of query samples per class in each episode is 25. In the intent detection task, the number of query samples per class in each episode is 5. In terms of the Word Representation Layer, we use the pure pre-trained bert-base-uncased model for the news or review

Methods	HuffPost		Amazon		Reuters		20News		Average	
	1-shot	5-shot	1-shot	5-shot	1-shot	5-shot	1-shot	5-shot	1-shot	5-shot
PN (NeurIPS 2017)	35.7	41.3	37.6	52.1	59.6	66.9	37.8	45.3	42.7	51.4
IN (EMNLP 2019)	38.7	49.1	34.9	41.3	59.4	67.9	28.7	33.3	40.4	47.9
MAML (ICML 2017)	35.9	49.3	39.6	47.1	54.6	62.9	33.8	43.7	40.9	50.8
TPN (ICLR 2019)	50.6	69.5	76.0	84.9	91.4	93.1	63.0	69.4	70.3	79.2
DS-FSL (ICLR 2020)	43.0	63.5	62.6	81.1	81.8	96.0	52.1	68.3	59.9	77.2
P-Tuning (ACL 2021)	54.5	65.8	62.2	79.1	90.0	96.7	56.2	77.7	65.7	79.8
MLADA (ACL 2021)	45.0	64.9	68.4	86.0	82.3	96.7	59.6	77.8	63.8	81.4
ContrastNet (AAAI 2022)	51.8	67.8	73.5	83.6	88.5	94.6	70.9	80.5	71.2	81.6
ProtoVerb (ACL 2022)	53.1	70.8	72.4	84.7	85.4	94.2	60.2	83.1	67.8	83.2
Shot-DE (AAAI 2023)	51.9	71.4	76.1	86.9	90.6	95.1	71.0	83.2	72.4	84.2
Way-DE (AAAI 2023)	51.9	71.7	76.1	87.4	90.6	95.2	71.0	83.2	72.4	84.4
TART (ACL 2023)	46.5	68.9	73.7	84.3	86.9	95.6	73.2	84.9	70.1	83.4
LAQDA (QDA / o)	50.5	69.8	73.7	87.4	88.4	95.2	71.1	84.2	70.9	84.2
LAQDA (LA / o)	55.8	72.4	79.7	88.6	91.9	92.6	76.6	85.5	76.0	84.8
LAQDA (ours)	57.0	72.8	80.0	88.6	92.5	95.3	77.4	85.7	76.7	85.6

Table 2: The 5-way 1-shot and 5-shot average accuracy on news or review classification datasets. The LAQDA (LA / o) model denotes the LAQDA without using our Label-Adapter, and the LAQDA (QDA / o) denotes the LAQDA without Query-Data-Augmenter.

classification task and use the further pre-trained BERT language model provided in (Dopierre et al., 2021) for the intent detection task. We set $R = 10$ for the news or review classification task, while $R = 4$ for the intent detection task. We adopt the AdamW (Loshchilov and Hutter, 2019) algorithm with a learning rate of $1e-6$ as the optimizer and execute early stopping when the performance of the validation set fails to increase within 20 epochs. Specific settings can be found in our publicly available repository. All the experiments are conducted with NVIDIA RTX A6000 GPUs (20 epochs per hour).

3.4 Results Analysis

Tables 2 and 3 report the experimental results for the news or review classification task and the intent detection task. Some baseline results are taken from (Liu et al., 2023; Lei et al., 2023) and the top 2 results are highlighted in bold.

News or Review Classification From Table 2, we can make the following observation: (1) Our LAQDA achieves the best performance in average. Specifically, LAQDA achieves significant performance improvement over existing methods by 4.3%-36.3% and 1.4%-37.7% in the 1-shot and 5-shot scenarios, indicating that our model contributes more to a generation of distinguishable class representation, particularly when the number

of labeled class samples is small. (2) LAQDA performs much better than the baselines in nearly all the cases (with only one exception). This is because Reuters has similar text characteristics, MLADA and P-tuning can make better use of base class information, but our approaches still outperform them significantly in the 1-shot scenario.

Intent Detection From Table 3, it is easy to find that: (1) Compared with these latest methods, the proposed LAQDA can achieve very competitive performance. Specifically, LAQDA achieves 90% accuracy across all four datasets. (2) Limited by the number of queries, the improvement of LAQDA is affected, two results were sub-optimal, but only by a few tenths of a percent, which still validates the effectiveness of the proposed strategies.

Analysis LAQDA achieves a more significant boost in the 1-shot scenario than in the 5-shot scenario. This is because the fewer samples in the support set, the more challenging for other methods to calculate accurate prototypes due to the randomness of the sampled support sets and intra-class differences. LAQDA not only utilizes label names to make the sample representations more suitable in the task-adaptive metric space to get intra-class closer sample representations but also estimates prototypes using query samples, mitigating the inaccuracy of prototypes merely calculated by support samples.

Methods	Banking77		HWU64		Liu57		Clinic150		Average	
	1-shot	5-shot	1-shot	5-shot	1-shot	5-shot	1-shot	5-shot	1-shot	5-shot
PROTAUG (ACL 2021)	86.9	94.5	82.4	91.7	84.4	92.6	94.9	98.4	87.2	94.3
PROTAUG (bigram)	88.1	94.7	84.1	92.1	85.3	93.2	95.8	98.5	88.3	94.6
PROTAUG (unigram)	89.6	94.7	84.3	92.6	86.1	93.7	96.5	98.7	89.1	94.9
ContrastNet (AAAI 2022)	91.2	96.4	86.6	92.6	85.9	93.7	96.6	98.5	90.1	95.3
Shot-DE (AAAI 2023)	90.5	95.8	87.1	93.5	90.4	95.2	98.0	99.2	91.5	95.9
Way-DE (AAAI 2023)	90.5	95.4	87.1	93.4	90.4	95.5	98.0	99.3	91.5	95.9
LAQDA (QDA / o)	89.8	96.0	85.7	93.6	88.6	95.2	96.8	99.0	90.2	96.0
LAQDA (LA / o)	93.0	96.0	90.1	93.8	92.3	95.7	98	99.2	93.4	96.2
LAQDA (ours)	92.5	96.2	90.0	94.0	92.5	95.3	98.4	99.2	93.4	96.2

Table 3: The 5-way 1-shot and 5-shot average accuracy on intent detection datasets.

Methods	HuffPost		Amazon		Reuters		20News		Average	
	1-shot	5-shot	1-shot	5-shot	1-shot	5-shot	1-shot	5-shot	1-shot	5-shot
FastText-PN	31.6	53.7	46.8	67.9	56.6	76.1	34.3	47.7	42.3	61.3
FastText-PN (QDA / w)	39.5	54.8	55.0	69.0	70.6	83	40.8	50.7	51.5	64.4
Bert-PN	37.4	55.9	50.9	73.2	44.8	64.1	39.1	56.2	43.1	62.4
Bert-PN (QDA / w)	41.6	56.1	60.9	75.7	45.4	64.4	43.9	56.5	48.0	63.2
LAQDA (LA / o ICL)	53.0	69.4	79.8	88.0	92.4	94.1	77.4	85.5	75.6	84.3
LAQDA (ours)	57.0	72.8	80.0	88.6	92.5	95.3	77.4	85.7	76.7	85.6

Table 4: The ablation study results on news or review classification datasets. The LAQDA (LA / o | ICL) denotes the LAQDA using In-context learning instead of our Label-Adapter. The Bert-PN and FastText-PN denote adding a Prototype Networks classifier on pure pre-trained bert-base-uncased and FastText using the mean of word vector as sample representations. The (QDA / w) denotes upgraded versions with our QDA module.

3.5 Ablation Study

The effectiveness of LA & QDA From Table 2 and 3, we can observe that: (1) With Query-Data-Augmenter, LAQDA improves few-shot text classification performance upon LAQDA (QDA / o); (2) LAQDA further promotes LAQDA (LA / o) by adding Label-Adapter. These results demonstrate the effectiveness of our proposed LA and QDA modules, which utilize the information within the task itself to mitigate the overfitting issue caused by a limited number of labeled samples. In the task of intention recognition, the role of LA is not obvious, even 0.3%, and 0.1% negative growth on the 1-shot setting of the Banking77 and HWU64 datasets. It is because the sentences of the intent datasets are short (average 10 words), with an additional 5 class representations, it is not conducive to LA further extracting information related to the class.

LA vs In-context Learning We also try to utilize the PLMs ability of in-context to do Label-Adapter, which adds task label names directly in sentences. From Table 4, it can be seen that LAQDA (LA / o | ICL)’s scores drop by 1.1% and 1.3% averagely

in the 1-shot and 5-shot scenarios compared to LAQDA. Its scores are lower than the LAQDA (LA / o), which demonstrates the effectiveness of our proposed LA module. This is because the class names may contain redundant tokens, ICL may interfere with sample representation, but LA aligns labels and samples in a high-level semantic space, which effectively reduces intra-class differences.

QDA vs TPN & DE To further demonstrate the effectiveness of our proposed QDA module, we compare LAQDA (LA / o) to other methods using the query samples. TPN leverages query samples to construct a graph classifier, and Way-DE leverages query samples to do distribution calibration. From Table 2, it can be seen that LAQDA (LA / o) has the best scores. Specifically, LAQDA (LA / o) achieves 5.7% and 5.6% better than TPN, 3.6% and 0.4% better than Way-DE in the 1-shot and 5-shot scenarios. In addition, as shown in Table 4, QDA also plays a role in pure pre-trained Bert-PN and FastText-PN, especially in the 1-shot scenario. This also demonstrates the versatility of the QDA module.

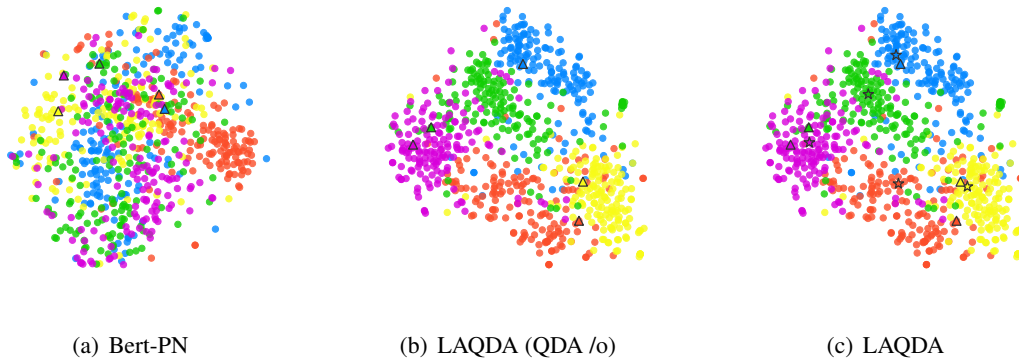


Figure 3: Visualization of sample text representations sampled from five novel classes on HuffPost dataset. The triangles represent the class prototypes calculated by support set and the pentagrams represent the class prototypes calculated with our whole model.

3.6 Visualization

To investigate models’ ability in calculating better prototypes, we visualize the sample representations and class prototypes produced by Bert-PN, LAQDA (QDA /o) and LAQDA using t-SNE (van der Maaten and Hinton, 2008). We randomly select 5 classes on HuffPost dataset, where 5 samples as the support set and 150 samples as the query set per class. The results are shown in Figure 3. It can be observed that the text representation generated by LAQDA (QDA /o) in Figure 3(b) is more discriminative than that of the vanilla Bert-PN in Figure 3(a). Due to the randomness of the sampled support sets and large intra-class differences, the prototypes that are obtained from the support set are not accurate and representative, like green and orange. On the contrary, our proposed LAQDA calculates the prototypes by using the query sample information, which makes prototypes easier to be distinguished and each prototype closer to its class center, as shown in Figure 3(c).

4 Related Work

4.1 Transfer Learning Based Methods

Transfer learning aims to tackle few-shot text classification by leveraging knowledge from source domains to target domains. But fine-tuning Pre-trained Language Models (PLMs) (Devlin et al., 2019; Liu et al., 2019c) is still suboptimal due to the gap between pre-training and downstream tasks. Prompt learning, inspired by the “in-context learning” approach proposed by GPT-3 (Brown et al., 2020), has recently gained attention for its ability to stimulate model knowledge with just a few

prompts, which converts the classification task to a cloze-style mask language modeling problem. Typical prompt learning methods focus on designing a prompt template or expanding the label words to improve the ability of large-scale models in a few labeled sample scenes. PET (Schick and Schütze, 2021) constructs a prompt learning paradigm for few-shot text classification, which needs designing the template manually. KPT family (Hu et al., 2022; Ni and Kao, 2023) construct an external knowledge graph for PLMs to predict query labels. These methods often require large-scale language models (LLMs) and are more suitable for explicit and simplistic classification tasks such as emotion recognition (positive or negative), may not be applicable in many real-world scenarios.

4.2 Meta Learning Based Methods

Meta-learning aims to learn from different small tasks of source classes in the training set and generalizes to unseen tasks of target classes in the test set. Existing methods are mainly divided into two categories: (1) Optimization-based methods learn to find a good initialization parameter to adapt with few-shot training examples, such as MAML (Finn et al., 2017) and Reptile (Antoniou et al., 2018) attempt to find initial parameters through a few-shot gradient update mechanism. And AMGS (Lei et al., 2022) adds the Masked Language Modeling task as an auxiliary task and optimizes meta-learner via gradient similarity between it and the basic task. (2) Metric-based methods learn a metric between samples and classes, such as Matching Networks (Vinyals et al., 2016) with cosine similarity, Prototypical Networks (Snell et al., 2017)

with Euclidean distance, Relation Networks (Sung et al., 2017) with convolutional neural networks. (3) Data-augmentation-based methods try to augment the data to help calculate better prototypes. DE (Liu et al., 2023) utilizes the top nearest queries to calibrate the data distribution and generate more informative samples. MEDA (Sun et al., 2022) leverage data augmentation to expansion support set. Our approach combines the ideas of measurement and enhancement, the key idea is using label names to generate better sample representations and using highly similar query samples as data extensions by optimal transport.

5 Conclusion

We propose a meta-learning method called LAQDA for few-shot text classification, fully utilizing the information within the task to mitigate the overfitting issue caused by a limited number of labeled samples. Specifically, we propose two key modules: **Label-Adapter** uses label information to construct a task-adaptive metric space that generates intra-class closer and inter-class differences larger sample representations. **Query-Data-Augmenter** leverages the query samples to calculate the class prototypes, mitigating the problem of inaccurate prototypes caused by the randomness of the sampled support sets and intra-class differences. Last but not least, we merely use the information from the task itself instead of introducing external knowledge or LLMs. Extensive experiments are conducted on eight benchmark datasets, and our approach outperforms the state-of-the-art methods.

6 Limitations

Our approach focuses on making better use of information from the task itself, such as label names and query samples, which in some scenarios may not be as effective as using an external knowledge base. In addition, our method is primarily suitable for text classification, such as news category or product review classification. It is not appropriate for text generation tasks. Lastly, our approach is based on meta-learning and only 6 layers of bert-base-uncased are fine-tuned, using large and complex feature encoders like LLMs may pose scalability challenges.

7 Acknowledgments

This work was supported by National Natural Science Foundation of China (No. 62476040).

References

- Antreas Antoniou, Harrison Edwards, and Amos Storkey. 2018. How to train your maml. *International Conference on Learning Representations*.
- Yujia Bao, Menghua Wu, Shiyu Chang, and Regina Barzilay. 2020. Few-shot text classification with distributional signatures. In *8th International Conference on Learning Representations, ICLR*.
- Tom B. Brown, Benjamin Mann, Nick Ryder, Melanie Subbiah, Jared Kaplan, Prafulla Dhariwal, Arvind Neelakantan, Pranav Shyam, Girish Sastry, Amanda Askell, Sandhini Agarwal, Ariel Herbert-Voss, Gretchen Krueger, Tom Henighan, Rewon Child, Aditya Ramesh, Daniel M. Ziegler, Jeffrey Wu, Clemens Winter, Christopher Hesse, Mark Chen, Eric Sigler, Mateusz Litwin, Scott Gray, Benjamin Chess, Jack Clark, Christopher Berner, Sam McCandlish, Alec Radford, Ilya Sutskever, and Dario Amodei. 2020. Language models are few-shot learners. In *Advances in Neural Information Processing Systems 33: Annual Conference on Neural Information Processing Systems*.
- Iñigo Casanueva, Tadas Temčinas, Daniela Gerz, Matthew Henderson, and Ivan Vulić. 2020. Efficient intent detection with dual sentence encoders. In *Proceedings of the 2nd Workshop on Natural Language Processing for Conversational AI*.
- Junfan Chen, Richong Zhang, Yongyi Mao, and Jie Xu. 2022. Contrastnet: A contrastive learning framework for few-shot text classification. In *Thirty-Fourth Conference on Innovative Applications of Artificial Intelligence*, pages 10492–10500. AAAI Press.
- Nicolas Courty, Rémi Flamary, Devis Tuia, and Alain Rakotomamonjy. 2017. Optimal transport for domain adaptation. *IEEE Trans. Pattern Anal. Mach. Intell.*, 39(9):1853–1865.
- Ganqu Cui, Shengding Hu, Ning Ding, Longtao Huang, and Zhiyuan Liu. 2022. Prototypical verbalizer for prompt-based few-shot tuning. In *Proceedings of the 60th Annual Meeting of the Association for Computational Linguistics*, pages 7014–7024. Association for Computational Linguistics.
- Marco Cuturi. 2013. Sinkhorn distances: Lightspeed computation of optimal transport. In *Advances in Neural Information Processing Systems 26: 27th Annual Conference on Neural Information Processing Systems*, pages 2292–2300.
- Jacob Devlin, Ming-Wei Chang, Kenton Lee, and Kristina Toutanova. 2019. Bert: Pre-training of deep bidirectional transformers for language understanding. In *Proceedings of the 2019 Conference of the North*.
- Thomas Dopierre, Christophe Gravier, and Wilfried Logerais. 2021. Protaugment: Intent detection meta-learning through unsupervised diverse paraphrasing.

- In *Proceedings of the 59th Annual Meeting of the Association for Computational Linguistics and the 11th International Joint Conference on Natural Language Processing (Volume 1: Long Papers)*.
- Chelsea Finn, Pieter Abbeel, and Sergey Levine. 2017. Model-agnostic meta-learning for fast adaptation of deep networks. In *Proceedings of the 34th International Conference on Machine Learning, ICML*, volume 70 of *Proceedings of Machine Learning Research*, pages 1126–1135. PMLR.
- Ruiying Geng, Binhua Li, Yongbin Li, Xiaodan Zhu, Ping Jian, and Jian Sun. 2019. Induction networks for few-shot text classification. In *EMNLP-IJCNLP*.
- Aakriti Gupta, Kapil Thadani, and Neil O’Hare. 2021. Effective few-shot classification with transfer learning. In *Proceedings of the 28th International Conference on Computational Linguistics*.
- Chengcheng Han, Zeqiu Fan, Dongxiang Zhang, Minghui Qiu, Ming Gao, and Aoying Zhou. 2021. Meta-learning adversarial domain adaptation network for few-shot text classification. In *Findings of the Association for Computational Linguistics: ACL-IJCNLP*.
- Xu Han, Hao Zhu, Pengfei Yu, Ziyun Wang, Yuan Yao, Zhiyuan Liu, and Maosong Sun. 2018. Fewrel: A large-scale supervised few-shot relation classification dataset with state-of-the-art evaluation. In *EMNLP*.
- Ruining He and Julian McAuley. 2016. Ups and downs: Modeling the visual evolution of fashion trends with one-class collaborative filtering. In *Proceedings of the 25th International Conference on World Wide Web*.
- Shengding Hu, Ning Ding, Huadong Wang, Zhiyuan Liu, Jingang Wang, Juanzi Li, Wei Wu, and Maosong Sun. 2022. Knowledgeable prompt-tuning: Incorporating knowledge into prompt verbalizer for text classification. In *Proceedings of the 60th Annual Meeting of the Association for Computational Linguistics (Volume 1: Long Papers), ACL*, pages 2225–2240. Association for Computational Linguistics.
- Ken Lang. 1995. Newsweeder: Learning to filter news. In *Machine Learning, Proceedings of the Twelfth International Conference on Machine Learning, Tahoe City, California, USA*, pages 331–339.
- Stefan Larson, Anish Mahendran, Joseph J. Peper, Christopher Clarke, Andrew Lee, Parker Hill, Jonathan K. Kummerfeld, Kevin Leach, Michael A. Laurenzano, Lingjia Tang, and Jason Mars. 2019. An evaluation dataset for intent classification and out-of-scope prediction. In *EMNLP-IJCNLP*.
- Shuo Lei, Xuchao Zhang, Jianfeng He, Fanglan Chen, and Chang-Tien Lu. 2023. TART: improved few-shot text classification using task-adaptive reference transformation. In *Proceedings of the 61st Annual Meeting of the Association for Computational Linguistics*, pages 11014–11026.
- Tianyi Lei, Honghui Hu, Qiaoyang Luo, Dezhong Peng, and Xu Wang. 2022. Adaptive meta-learner via gradient similarity for few-shot text classification. In *Proceedings of the 29th International Conference on Computational Linguistics, COLING*, pages 4873–4882. International Committee on Computational Linguistics.
- David Lewis, Yiming Yang, Tony Rose, and Fan Li. 2004. Rcv1: A new benchmark collection for text categorization research. *Journal of Machine Learning Research*.
- Han Liu, Feng Zhang, Xiaotong Zhang, Siyang Zhao, Fenglong Ma, Xiao-Ming Wu, Hongyang Chen, Hong Yu, and Xianchao Zhang. 2023. Boosting few-shot text classification via distribution estimation. In *Thirty-Seventh AAAI Conference on Artificial Intelligence*, pages 13219–13227.
- Xingkun Liu, Arash Eshghi, Pawel Swietojanski, and Verena Rieser. 2019a. Benchmarking natural language understanding services for building conversational agents. *Cornell University - arXiv, Cornell University - arXiv*.
- Yanbin Liu, Juho Lee, Minseop Park, Saehoon Kim, Eunho Yang, SungJu Hwang, and Yi Yang. 2019b. Learning to propagate labels: Transductive propagation network for few-shot learning. In *7th International Conference on Learning Representations, ICLR*.
- Yinhan Liu, Myle Ott, Naman Goyal, Jingfei Du, Mandar Joshi, Danqi Chen, Omer Levy, Michael Lewis, Luke Zettlemoyer, and Veselin Stoyanov. 2019c. Roberta: A robustly optimized bert pretraining approach. *Cornell University - arXiv*.
- Ilya Loshchilov and Frank Hutter. 2019. Decoupled weight decay regularization. In *7th International Conference on Learning Representations, ICLR*.
- Qiaoyang Luo, Lingqiao Liu, Yuhao Lin, and Wei Zhang. 2021. Don’t miss the labels: Label-semantic augmented meta-learner for few-shot text classification. In *Findings of the Association for Computational Linguistics: ACL-IJCNLP*.
- Shiwen Ni and Hung-Yu Kao. 2023. KPT++: refined knowledgeable prompt tuning for few-shot text classification. *Knowl. Based Syst.*, 274:110647.
- Timo Schick and Hinrich Schütze. 2021. Exploiting cloze questions for few shot text classification and natural language inference. In *Proceedings of the 16th Conference of the European Chapter of the Association for Computational Linguistics: Main Volume*.
- Jake Snell, Kevin Swersky, and Richard S. Zemel. 2017. Prototypical networks for few-shot learning. In *Advances in Neural Information Processing Systems 30: Annual Conference on Neural Information Processing Systems*.

Pengfei Sun, Yawen Ouyang, Wenming Zhang, and Xin-yu Dai. 2022. Meda: Meta-learning with data augmentation for few-shot text classification. In *Proceedings of the Thirtieth International Joint Conference on Artificial Intelligence*.

Flood Sung, Yongxin Yang, Li Zhang, Tao Xiang, Philip H. S. Torr, and Timothy M. Hospedales. 2017. Learning to compare: Relation network for few-shot learning. *IEEE/CVF Conference on Computer Vision and Pattern Recognition*, pages 1199–1208.

Laurens van der Maaten and Geoffrey E. Hinton. 2008. Visualizing data using t-sne. *Journal of Machine Learning Research*, 9:2579–2605.

Oriol Vinyals, Charles Blundell, Tim Lillicrap, Koray Kavukcuoglu, and Daan Wierstra. 2016. Matching networks for one shot learning. In *Advances in Neural Information Processing Systems 29: Annual Conference on Neural Information Processing Systems*, pages 3630–3638.

Mo Yu, Xiaoxiao Guo, Jinfeng Yi, Shiyu Chang, Saloni Potdar, Yu Cheng, Gerald Tesaro, Haoyu Wang, and Bowen Zhou. 2018. Diverse few-shot text classification with multiple metrics. In *NAACL-HLT*, pages 1206–1215. Association for Computational Linguistics.

A Appendix

A.1 Pseudocode

Our method mainly consists of four modules. First, the *Word Representation Layer* gets the word vector representations from the input sentences and label names. Second, the *Label-Adapter* joints the label names and samples to generate the intra-class closer sample representations. Third, the *Query-Data-Augmenter* leveraging query samples as data augment to calculate the class prototypes, mitigating the problem of inaccurate and ambiguous support set samples caused by probable large intra-class differences. Finally, query samples are inferred by a *Classifier*. The whole training procedure for LAQDA is summarized in Algorithm 1.

A.2 Experiment Setting

A.2.1 Datasets

Following (Chen et al., 2022), we evaluate our method LAQDA under typical 5-way tasks on four news or review classification datasets: HuffPost, Amazon, Reuters, and 20News. Additionally, we follow (Chen et al., 2022) to evaluate our method on intent detection datasets: Banking77, HWU64, Clinic150, and Liu57. The average length of sentences in news or review classification datasets is much longer than those in intent detection datasets.

Algorithm 1 Training procedure of LAQDA

Input: Training data $\{X_{train}, Y_{train}\}$; T episodes and ep epochs; N classes in support set or query set; K samples in each class in the support set and M samples in each class in the query set; Word Representation Layer f_{Φ} ; Label-Adapter LA_{θ} ; Query-Data-Augmenter QDA .

Output: Parameters Φ, θ after training

```

1: for  $i \in [1, ep]$  do
2:    $\mathcal{Y} \leftarrow \Lambda(Y_{train}, N)$ ; // select  $N$  elements
   from  $Y_{train}$  randomly.
3:   for each  $j \in [1, T]$  do
4:      $S, Q, L \leftarrow \emptyset, \emptyset, \emptyset$ ;
5:     for  $y \in \mathcal{Y}$  do
6:        $S \leftarrow S \cup \Lambda(X_{train}\{y\}, K)$ ;
7:        $Q \leftarrow Q \cup \Lambda(X_{train}\{y\} / S, M)$ ;
8:        $L \leftarrow \Omega(N)$ ; // get the task label names
9:     end for
10:     $v^S, v^Q \leftarrow LA(f_{\Phi}(S, Q, L))$ ;
11:     $\mathcal{P} \leftarrow QDA(v^S, v^Q)$ ;
12:    Update  $\Phi, \theta$  by the loss of the Eq. 8;
13:  end for
14: end for

```

Table 1 concludes the statistics of all datasets. To fully evaluate our approach, we also conduct experiments on RCV1 and FewREL datasets.

Typical News or Review Classification Datasets

HuffPost (Bao et al., 2020) consists of news headlines published on HuffPost between 2012 and 2018. These headlines are split into 41 classes. In addition, their sentences are shorter and less grammatically correct than formal phrases.

Amazon (He and McAuley, 2016) consists of 142.8 million customer reviews from 24 product categories. Following (Han et al., 2021), we use a subset with 1000 reviews per category.

Reuters (Bao et al., 2020) consists of shorter Reuters articles in 1987. Following (Bao et al., 2020), we discard multi-label articles and use 31 classes, each with at least 20 articles.

20News (Lang, 1995) is a collection of approximately 20,000 newsgroup documents, partitioned equally among 20 different newsgroups.

Typical Intent Detection Datasets

Banking77 (Casanueva et al., 2020) is a fine-grained single-domain dataset for intent detection, in which some categories are similar and may have overlap with others.

HWU64 (Liu et al., 2019a) contains 11036 utter-

Hyperparameter	Banking77	HWU64	Liu57	Clinic150	HuffPost	Amazon	Reuters	20News
optimizer	AdamW	AdamW	AdamW	AdamW	AdamW	AdamW	AdamW	AdamW
epochs	100	100	100	100	100	100	100	100
episodeTrain	100	100	100	100	100	100	100	100
episodeVal	100	100	100	100	100	100	100	100
episodeTest	1000	1000	1000	1000	1000	1000	1000	1000
learning rate	1e-6	1e-6	1e-6	1e-6	1e-6	1e-6	1e-6	1e-6
warmup steps	100	100	100	100	100	100	100	100
weight decay	0.1	0.1	0.1	0.1	0.1	0.1	0.1	0.1
dropout rate	0.1	0.1	0.1	0.1	0.1	0.1	0.1	0.1
R	4	4	4	4	10	10	10	10
query per class	5	5	5	5	25	25	15	25
freeze layers	6	6	6	6	6	6	6	6

Table 5: The specific hyperparameters used by each dataset. R is the number of query set samples for the Query-Data-Augmenter.

Method	RCV1		FewRel		Average	
	1-shot	5-shot	1-shot	5-shot	1-shot	5-shot
DS-FSL (ICLR 2020)	54.1	75.3	67.1	83.5	60.6	79.4
ContrastNet (AAAI 2022)	65.7	87.4	85.3	92.7	75.5	90.1
TART (ACL 2023)	65.3	81.1	83.5	92.6	74.4	86.9
LAQDA (ours)	77.2	87.0	92.6	95.1	84.9	91.1

Table 6: The 5-way 1-shot and 5-shot average accuracy on RCV1 and FewRel datasets.

ances covering 64 intents in 21 domains. The examples are from a real-world home robot, with multi-domain utterances, e.g., email, music, weather and so on.

Liu57 (Liu et al., 2019a) is collected from Amazon Mechanical Turk, which is composed of 25478 user utterances from 54 classes.

Clinic150 (Larson et al., 2019) contains 150 intents and 23700 examples across 10 domains. It has 22500 user utterances evenly distributed in every intent and 1200 out-of-scope queries. Here we ignore these out-of-scope examples.

Another Less Used Datasets

FewRel (Han et al., 2018) is a relation classification dataset developed for few-shot learning. Each example is a single sentence, annotated with a head entity, a tail entity, and their relation. The goal is to predict the correct relation between the head and tail. The public dataset contains 80 relation types.

RCV1 (Lewis et al., 2004) is a collection of Reuters newswire articles from 1996 to 1997. These articles are written in formal speech and labeled with a set of topic codes. We consider 71 second-level topics as our total class set and discard articles that belong to more than one class.

A.2.2 Evaluation Metric

Following (Chen et al., 2022), we use accuracy (ACC) to evaluate the performance. Because the setting of N-way K-shot is class-balanced, it makes sense to use ACC only. To test the stability of our method, we perform a five-fold class split for each dataset, following the approach outlined in (Chen et al., 2022). All reported results are from 5 different runs, and in each run, the training, validation, and testing classes are randomly resampled.

A.2.3 Parameter Setting

We follow (Chen et al., 2022) to conduct experiments on the 5-way 1-shot and 5-shot setting, randomly sample 100, 100, and 1000 tasks for each training, validation, and testing epoch in all the approaches. In news and review classification task, the number of query samples per class in each episode is 25. In intent detection task, the number of query samples per class in each episode is 5. In terms of the Word Representation Layer, we use the pure pre-trained bert-base-uncased model for the news or review classification task and use the further pre-trained BERT language model provided in (Dopierre et al., 2021) for the intent

detection task. To save computing resources, we only fine-tune the last 6 layers of BERT parameters. We set $R = 10$ for the news or review classification task, while $R = 4$ for the intent detection task. We adopt the AdamW(Loshchilov and Hutter, 2019) algorithm with a learning rate of $1e-6$ as the optimizer and execute early stopping when the performance of the validation set fails to increase within 20 epochs. All the experiments are conducted with NVIDIA RTX A6000 GPUs (20 epochs per hour). The specific parameters are shown in the Table ???. It is easy to find that our method maintains the same set of hyperparameters on different datasets, which indicates that our method is general. Except for the Reuters dataset, the number of query samples was adjusted to 15 because there were only 20 samples per class. We use the same parameters as Liu57 on RCV1 and FewRel datasets.

A.2.4 More Results

Since baselines do not conduct experiments on the two datasets RCV1 and FewRel and DE(AAAI 2023) does not disclose the code. We conducted five runs of the latest method TART (ACL 2023) and our method respectively, and the experimental results are shown in Table 6. It can be seen that the effectiveness of our method is significantly improved compared with TART (ACL 2023).